

Übung 1 Abdämpfen

Musical notation for Exercise 1, first system. It shows a treble clef staff with a key signature of one flat and a 4/4 time signature. The melody consists of quarter notes: G4, F4, E4, D4, C4, B3, A3, G3. Below the staff is a guitar TAB with fret numbers: 3, 2, 1, 0, 0, 1, 2, 3.

Musical notation for Exercise 1, second system. It continues the melody from the first system. The melody consists of quarter notes: F4, E4, D4, C4, B3, A3, G3, F3, E3, D3, C3, B2, A2, G2, F2, E2, D2, C2, B1, A1, G1. Below the staff is a guitar TAB with fret numbers: 2, 1, 0, 0, 1, 2, 3, 4, 5, 6, 7, 8, 9, 10, 11, 12, 13, 14, 15, 16, 17, 18, 19, 20, 21, 22, 23, 24, 25, 26, 27, 28, 29, 30, 31, 32, 33, 34, 35, 36, 37, 38, 39, 40, 41, 42, 43, 44, 45, 46, 47, 48, 49, 50, 51, 52, 53, 54, 55, 56, 57, 58, 59, 60, 61, 62, 63, 64, 65, 66, 67, 68, 69, 70, 71, 72, 73, 74, 75, 76, 77, 78, 79, 80, 81, 82, 83, 84, 85, 86, 87, 88, 89, 90, 91, 92, 93, 94, 95, 96, 97, 98, 99, 100.

Übung 2 Griffbilder



Übung 2 Anschlag

T
 A
 B

T
 A
 B

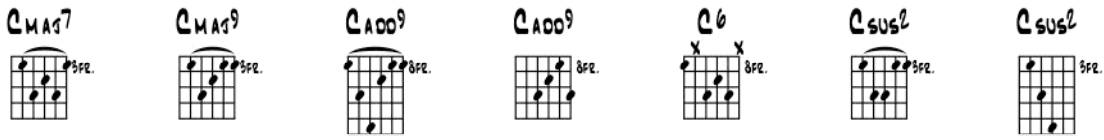
T
 A
 B

T
 A
 B

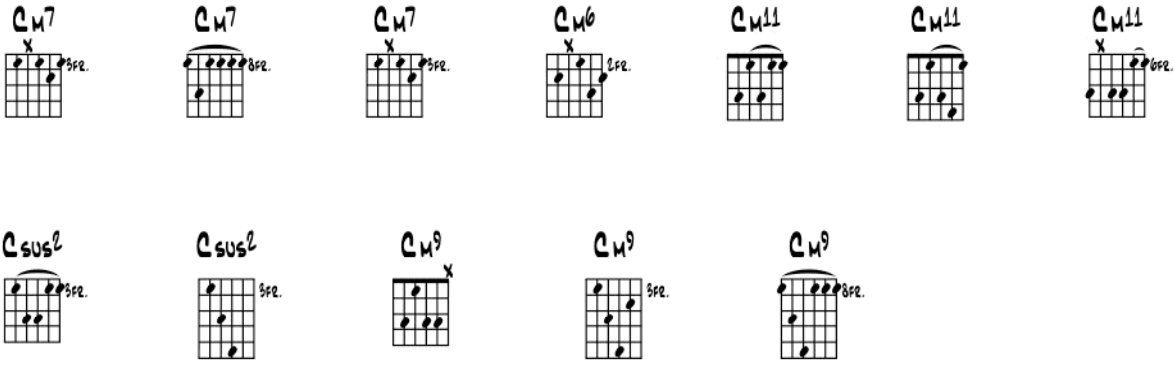
Übung 3 Überstreckung

T
 A
 B

Anstatt C-Dur



Anstatt C-Moll



Roxanne - Verse

♩ = 128

Musical notation for Roxanne - Verse, including guitar tablature. The piece is in 4/4 time with a tempo of 128. The notation shows a series of chords and melodic lines across two systems.

Message In A Bottle - Verse

♩ = 150

Musical notation for Message In A Bottle - Verse, including guitar tablature. The piece is in 4/4 time with a tempo of 150. The notation shows a melodic line and guitar tablature across two systems.

Every Breath You Take - Chords



Every Breath You Take - Verse

♩ = 116

The first system of musical notation for the verse. It consists of a treble clef staff with a key signature of two sharps (F# and C#) and a 4/4 time signature. The melody is written in eighth notes. Below the staff is a 'PALM MUTE' instruction. The guitar tablature (TAB) is shown on a six-line staff, with fret numbers 5, 7, 9, 6, 9, 7, 9, 5, 7, 7, 7, 9, 2, 4, 6, 4, 2, 6, 4, 6, 2, 4, 6, 4, 6.

The second system of musical notation for the verse. It continues the melody from the first system. The guitar tablature (TAB) shows fret numbers 5, 7, 9, 7, 7, 7, 5, 7, 7, 9, 11, 9, 9, 7, 9, 2, 4, 6, 4, 2, 6, 4, 6, 2, 4, 6, 4, 6.

Every Breath You Take - Verse Capo


CAPO 2. BUND

♩ = 116

The first system of musical notation for the verse with a capo on the 2nd fret. The treble clef staff shows the melody. The guitar tablature (TAB) uses natural fret numbers (0, 2, 0, 2, 0, 2, 0, 2, 0, 2, 0, 2, 0, 2, 0, 2, 0, 2, 0, 2, 0, 2, 4, 2, 4, 2, 4, 0, 2, 4, 2, 4, 2, 4).

The second system of musical notation for the verse with a capo on the 2nd fret. The guitar tablature (TAB) shows fret numbers 0, 3, 0, 1, 0, 0, 0, 0, 2, 2, 2, 3, 2, 0, 2, 0, 2, 4, 0, 4, 4, 0, 2, 4, 2, 4, 2, 4, 0, 2, 4, 2, 4, 2, 4.

So Lonely - Chords



So Lonely - Verse

♩ = 154 (HALF TIME FEEL)

First system of music notation for the verse. It consists of a treble clef staff with a 4/4 time signature and a key signature of one flat. The melody is written in quarter notes. Below the staff are three lines of guitar tablature labeled T, A, and B. The first three measures correspond to the C, G, and Am chords shown in the diagram above. The fourth measure corresponds to the F chord.

Second system of music notation. It continues the melody from the first system. The fourth measure of this system includes a melodic line with a 'PALM MUTE' instruction. The tablature below shows the fretting for the chords and the specific fret numbers for the palm muted notes.

Third system of music notation. It continues the melody. The fourth measure includes a melodic line with a 'PALM MUTE' instruction. The tablature shows the fretting for the chords and the specific fret numbers for the palm muted notes.

Fourth system of music notation. It continues the melody. The fourth measure includes a melodic line with a 'PALM MUTE' instruction. The tablature shows the fretting for the chords and the specific fret numbers for the palm muted notes.

Walking On The Moon - Intro

♩ = 145 (HALF TIME SHUFFLE)

Walking On The Moon - Verse

♩ = 145 (HALF TIME SHUFFLE)

Driven To Tears - Verse 1

♩ = 160

EINSATZ GITARRE 2

Driven To Tears - Verse 2

♩ = 160

Driven To Tears - Chorus 1

♩ = 160 (HALF TIME FEEL)

Driven To Tears - Chorus 2

♩ = 160 (HALF TIME FEEL)

Demolition Man - Intro

♩ = 155

Demolition Man - Solo

♩ = 155

The first system of the solo consists of four measures. The treble clef staff shows a melodic line starting with a quarter rest, followed by a quarter note G4, a dotted quarter note A4, an eighth note B4, a quarter note C5, a quarter note B4, a quarter note A4, a quarter note G4, and a quarter note F4. The guitar TAB staff shows the corresponding fretting: a 7th fret barre, a 7th fret barre with a 1st fret finger on the 7th fret, a 7th fret barre with a 1st fret finger on the 7th fret, a 7th fret barre with a 1st fret finger on the 7th fret, and a 5th fret barre, 5th fret barre, and 7th fret barre.

The second system of the solo consists of four measures. The treble clef staff shows a melodic line starting with a quarter rest, followed by a quarter note G4, a dotted quarter note A4, an eighth note B4, a quarter note C5, a quarter note B4, a quarter note A4, a quarter note G4, and a quarter note F4. The guitar TAB staff shows the corresponding fretting: a 5th fret barre, a 5th fret barre with a 7th fret barre, a 5th fret barre with a 7th fret barre, a 7th fret barre with a 9th fret barre, an 8th fret barre, an 8th fret barre with a 10th fret barre, an 8th fret barre with a 10th fret barre, and a 10th fret barre.

The third system of the solo consists of four measures. The treble clef staff shows a melodic line starting with a quarter note G4, a dotted quarter note A4, an eighth note B4, a quarter note C5, a quarter note B4, a quarter note A4, a quarter note G4, and a quarter note F4. The guitar TAB staff shows the corresponding fretting: a 9th fret barre with a 11th fret barre, a 9th fret barre with a 11th fret barre, a 10th fret barre with a 13th fret barre, a 13th fret barre, and a 10th fret barre.

The fourth system of the solo consists of four measures. The treble clef staff shows a melodic line starting with a quarter note G4, a dotted quarter note A4, an eighth note B4, a quarter note C5, a quarter note B4, a quarter note A4, a quarter note G4, and a quarter note F4. The guitar TAB staff shows the corresponding fretting: a 7th fret barre with a 5th fret barre, a 7th fret barre with a 5th fret barre, a 7th fret barre with a 5th fret barre, a 7th fret barre with a 5th fret barre, a 7th fret barre with a 5th fret barre, a 7th fret barre with a 5th fret barre, a 7th fret barre with a 5th fret barre, and a 5th fret barre.

Synchronicity - Intro

$\text{♩} = 160$

T
A
B

Synchronicity - Verse

$\text{♩} = 160$

T
A
B

Synchronicity - Bridge 1

$\text{♩} = 160$

T
A
B

Synchronicity - Bridge 2

♩ = 160

Musical notation for the first system of Bridge 2. The treble clef staff shows a melody of eighth notes in a key of D major (two sharps) and 4/4 time. A 'PALM MUTE' instruction is indicated by a dashed line. The guitar tablature (TAB) below shows fret numbers for the strings.

Musical notation for the second system of Bridge 2. The treble clef staff continues the melody and ends with a chordal section. A 'PALM MUTE' instruction is indicated. The guitar tablature (TAB) shows more complex fretting, including a 7-9 sequence.

Synchronicity - Chorus

♩ = 160

Musical notation for the first system of the Chorus. The treble clef staff shows a melody of eighth notes in a key of D major (two sharps) and 4/4 time. The guitar tablature (TAB) below shows fret numbers for the strings.

Musical notation for the second system of the Chorus. The treble clef staff continues the melody. The guitar tablature (TAB) shows fret numbers for the strings.

Can't Stand Losing You - Intro

♩ = 140

Can't Stand Losing You - Verse

♩ = 140

Can't Stand Losing You - Bridge

♩ = 140

Can't Stand Losing You - Chords

Can't Stand Losing You - Chorus 1

♩ = 140

Can't Stand Losing You - Chorus 2

♩ = 140

Don't Stand So Close To Me - Verse

♩ = 140

PALM MUTE

T
A
B

6 5-3 5-3 6-6 6 5-3 5-3 6-6 5 5-3 5-3 3-3 5 5-3 5-3 3-3

Don't Stand So Close To Me - Chorus

♩ = 140

PALM MUTE

T
A
B

3-3-2-2 4-2 3-3-3-2-2 4-2 3-3 2-2-2-2-4-2 4-4 2 7-5 5-5 4-2